

MRF Glass in the Northeast

Results of MRF Glass Survey
Project of NERC's Glass Committee
October 2018



Image Courtesy of *Six-Pac Recycling*

What is NERC

- Promote waste prevention, toxics reduction, reuse, recycling and organics recovery.
- 11 Northeast states traditional area of focus, and several national programs
- *Membership organization:* government, nonprofit & private sectors

Decision to Conduct NERC's MRF Glass Survey

- Developed Glass Committee – August 2017
- Committee 17 Members—Government, Industry, Non-profits, consultants
- Identified primary problem with the region's glass is the material coming from MRFs
- Conducted Survey - February 2017 – June 2018

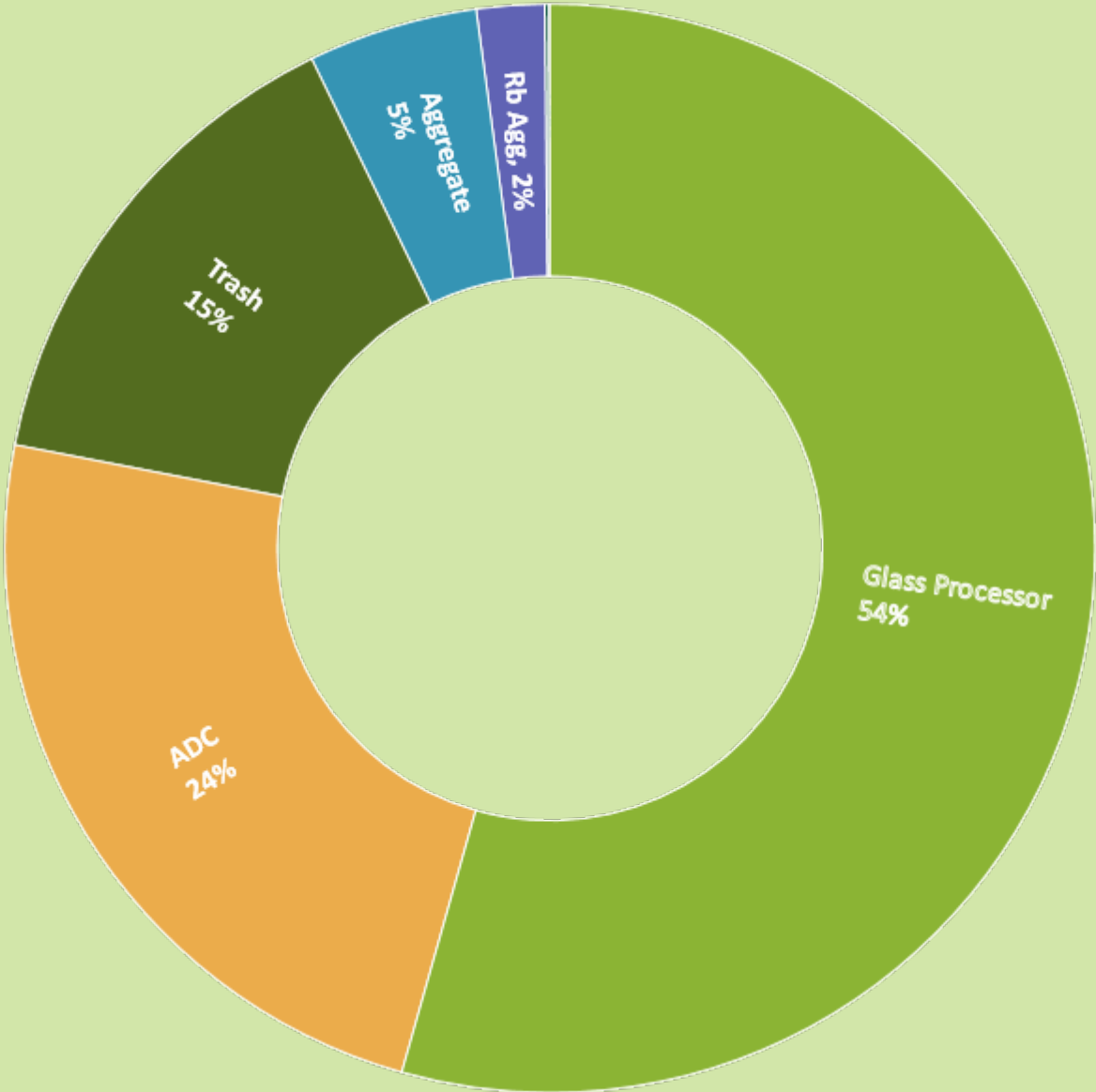
Northeast Region

- 11 States – CT, DE, ME, MD, MA, NH, NJ, NY, PA, RI, & VT
- 5 Bottle Bill States – CT, ME, MA, NY, & VT
- 3 States with Glass Container Disposal Bans
- 7 States with Glass Container Recycling Requirements

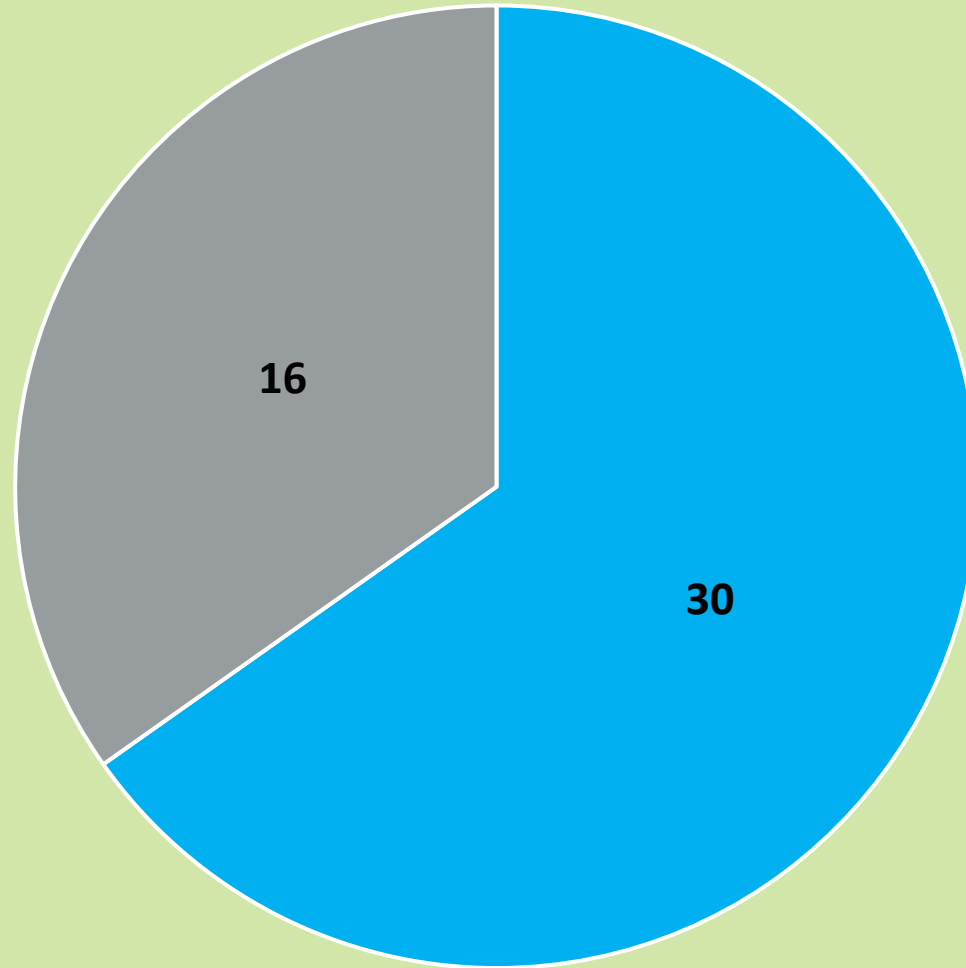
Report Contents

- Demographics
- Recycling Collection Methods
- Glass Processing
- Glass Cleaning
- Quality of Processed Glass
- Quantity of Recycled Glass
- Changes in Recycling Markets & Effect on Glass Recycling
- MRF Issues with Recycling Glass

Reported End Destinations of MRF Glass

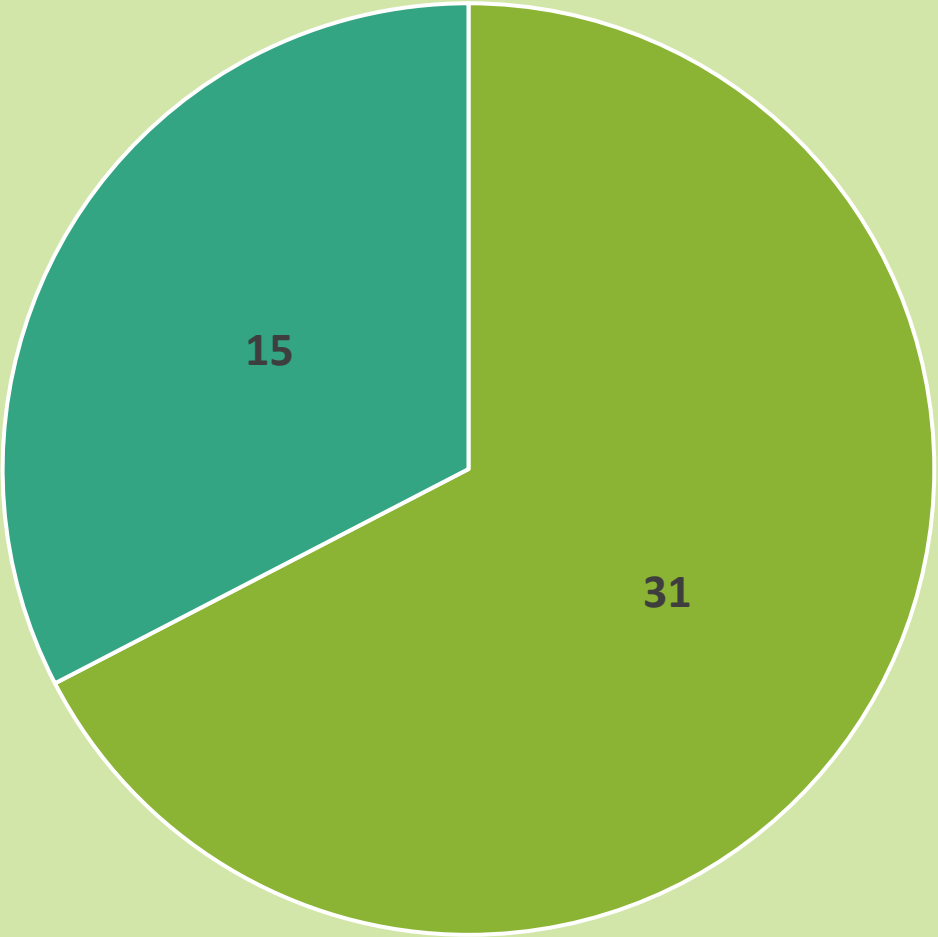


Additional Cleaning of Glass at MRFs



■ No ■ Yes

MRFs Made Upgrades to Facility in Past 3 Years



■ No ■ Yes

Comparison of Six MRFs with Lowest % of NGR & Fines

0% - 10% Total NGR & Fines	Type of Recycling Collection Program	Cleaning System(s)	Upgrades Made in Past Three Years
0	Source Separated at Curbside & Facility & Drop Off Locations	Pickers	No
0	Source Separated at Curbside & Facility		No
3	Dual Stream	Pickers, Glass Breaker, & Vibratory Screen	Yes
5	Dual Stream & Source Separated at Facility	Vibratory Screen & Optical Sorter	Yes
10	Single Stream	Glass Breaker, Vibratory Screen, & Vacuum System Post Vibratory Screen	Yes
10	Single Stream & Dual Stream	Trommel & Glass Breaker	Yes

Northeast Glass Markets

In 2017

- Seven glass manufacturing facilities—and eleven glass processing facilities

In 2018

- New England Closures – One & Only glass container manufacturer and two glass processing facilities

Conclusions

- MRFs w/ lowest % NGR and fines – cleaner materials (separated glass) and/or updated glass cleaning equipment.
- MRF glass end markets depend on local processors and manufacturers (300 - 500 mile radius).

Conclusions Continued

- More access needed to glass processors.
- More separation collection methods or equipment for cleaning glass.
- Measuring and reducing contamination at MRFs.

Webpage to Report URL

<https://nerc.org/projects/current-projects/nercs-glass-committee>

(scroll down to the bottom of the page)

NERC's Knowledge Center Can Help

We're experts in

- Waste reduction & recycling
- Recycling program design & implementation
- Green procurement
- Electronics recycling
- Multi-stakeholder dialogues
- & More!

**Consulting services
make NERC's expertise
available at a
reasonable price with
outstanding results**

Contact Information

Mary Ann Remolador, Assistant Director
Northeast Recycling Council, Inc.

maryann@nerc.org

802-254-3636

www.nerc.org

